

Go to <https://rotorua.stage tonic.co.nz/>

Click on register tab, select whether you are a competitor, parent or teacher, complete form and click on REGISTER.

The screenshot shows a registration form titled "REGISTER" with a blue header. The form asks "What are you registering as?" with three radio button options: "Competitor" (selected), "Parent", and "Teacher". Below this is a dropdown menu for "Select teacher" with "none" selected. The form includes input fields for "First name", "Last name", "Date of Birth" (with a calendar icon), "Street Address", "Suburb", "City", "Email", "Phone number", "Password", and "Confirm Password". A green "REGISTER" button is at the bottom.

This will take you to the Dashboard.

The screenshot shows a "PARENT DASHBOARD" with a blue header. It displays "No children yet." and a prominent green button labeled "ADD A CHILD AS A COMPETITOR?". Below this, under the heading "Entries:", it says "Your children's entries will appear here when they are created...".

Click on Add Child as Competitor then add their details.

Select teacher (if your teacher is not listed, or you do not have one, select none), then enter name and date of birth.

You can add email and phone number at the competitor level as well and they will receive notification of their entry.

Then select whether you want to:

- Return to Dashboard
- Add another child
- And an entry for this child

Click on ADD

The screenshot shows a web application interface for adding a competitor. At the top, there is a breadcrumb trail 'Home / Add'. Below this is a blue header bar with the text 'ADD COMPETITOR'. The main content area contains a form with the following fields: 'Select teacher' (a dropdown menu with 'none' selected), 'First name' (text input with 'Sample'), 'Last name' (text input with 'Child'), and 'Date of Birth' (calendar picker with '14/04/2007'). Below the form is a checkbox labeled 'Add details for your child's address and contact information that are different from your own?'. Underneath is the heading 'What do you want to do next?' followed by three radio button options: 'Go to dashboard' (selected), 'Add another competitor', and 'Add an entry'. At the bottom of the form are two buttons: 'ADD' (highlighted in blue) and 'CANCEL'.

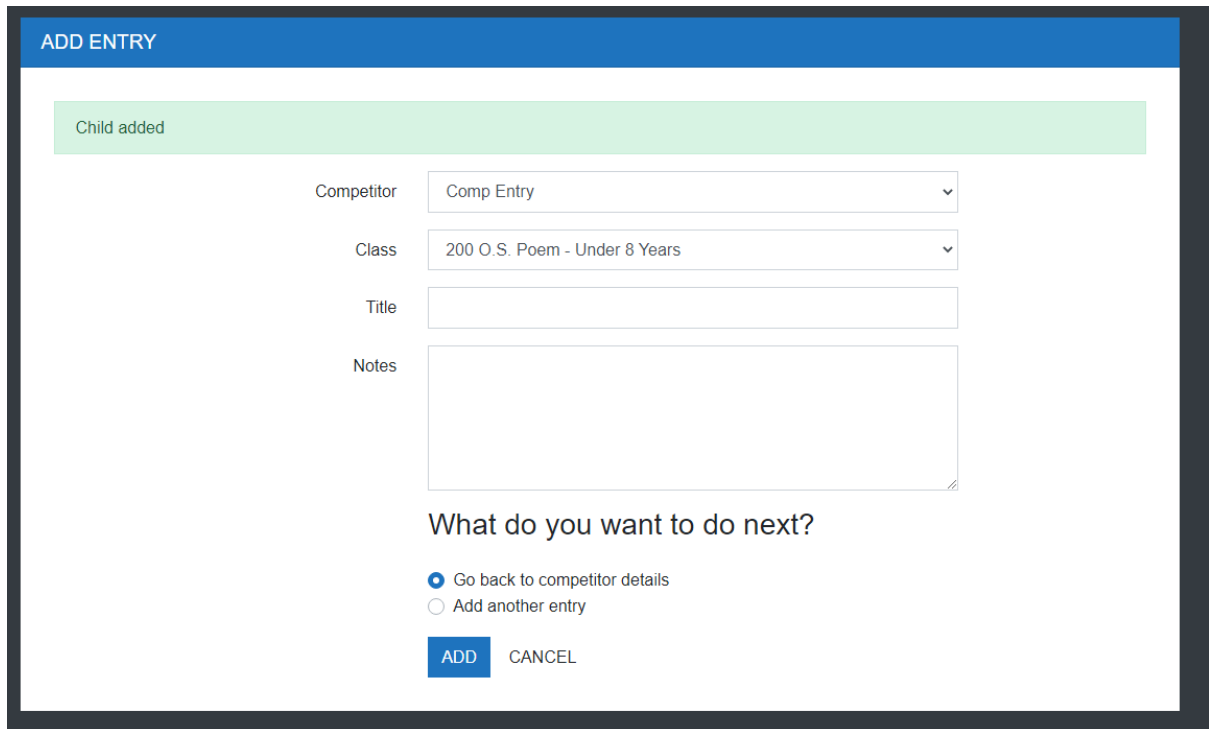
## ADD Entry

Select the Class (click on drop down box and scroll to find class number)

Add Title (if not known Type TBC, you can add details later. OR for impromptu sections or reading at sight enter N/A)

Select whether you want to go back to dashboard (competitor details) or add another class entry.

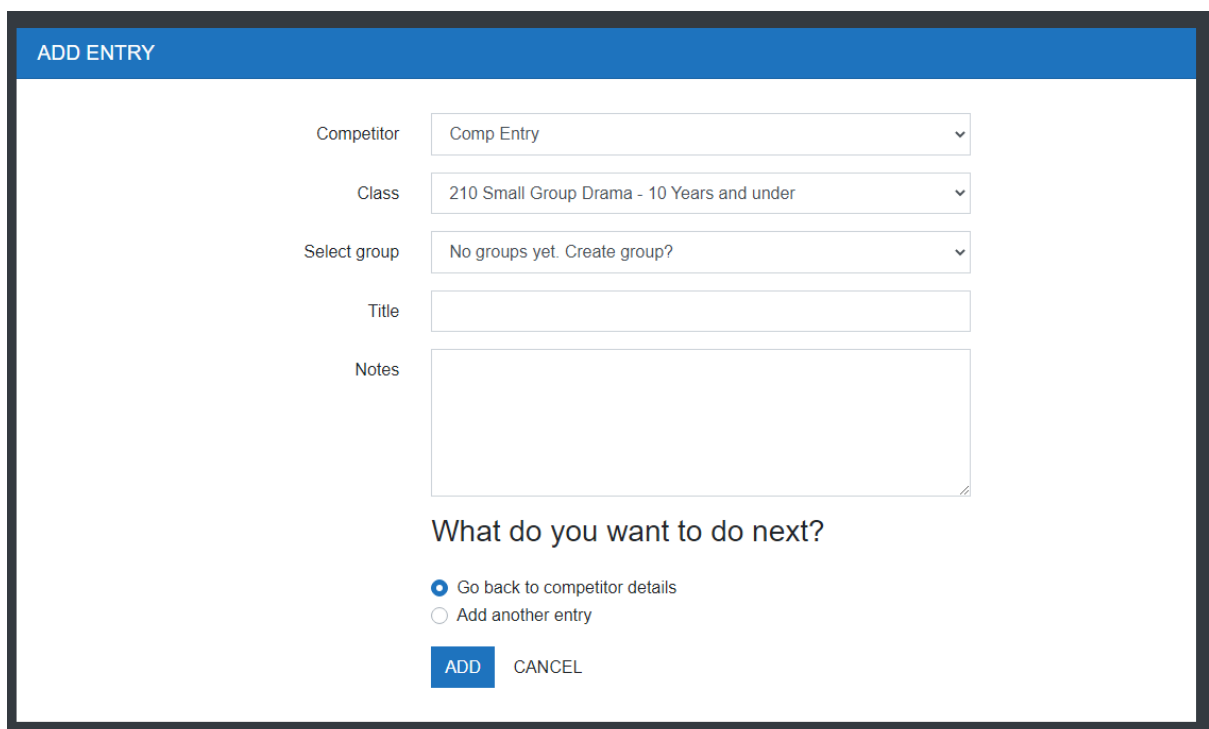
Click ADD



The screenshot shows the 'ADD ENTRY' form with a blue header. A green notification bar at the top says 'Child added'. The form fields are: 'Competitor' (dropdown menu with 'Comp Entry' selected), 'Class' (dropdown menu with '200 O.S. Poem - Under 8 Years' selected), 'Title' (empty text box), and 'Notes' (empty text area). Below the fields, the text 'What do you want to do next?' is followed by two radio button options: 'Go back to competitor details' (selected) and 'Add another entry'. At the bottom are two buttons: 'ADD' (blue) and 'CANCEL'.

For GROUP/DUO Classes you can select your group.

Scroll through to see if your group is listed and select. Otherwise, leave on 'No groups yet, create group'



The screenshot shows the 'ADD ENTRY' form with a blue header. The form fields are: 'Competitor' (dropdown menu with 'Comp Entry' selected), 'Class' (dropdown menu with '210 Small Group Drama - 10 Years and under' selected), 'Select group' (dropdown menu with 'No groups yet. Create group?' selected), 'Title' (empty text box), and 'Notes' (empty text area). Below the fields, the text 'What do you want to do next?' is followed by two radio button options: 'Go back to competitor details' (selected) and 'Add another entry'. At the bottom are two buttons: 'ADD' (blue) and 'CANCEL'.

## NAVIGATION

You can use the menu at the top to navigate between

- Home (Dashboard)
- Competitors (if you have more than one child entering the competition)
- Comp Entry (the Classes that the competitor has entered)

If you have entered the wrong category, you can delete the entry by clicking on the cross.







Home / Competitors / Comp Entry

### COMPETITOR - COMP ENTRY

<b>Name</b>	Comp Entry	<b>Address</b>	, Rotorua
<b>DOB</b>	24 Apr 2007	<b>General Fee Paid?</b>	<input type="checkbox"/>
<b>Age</b>	14		
<b>Teacher</b>	none		

### Entries

Entry added

Class	Title	Price	Paid?	
 200 O.S. Poem - Under 8 Years	TBC	\$7.00	No	
 210 Small Group Drama - 10 Years and under	Test Group	\$7.00	No	
 215 Prepared Reading - 10 Years and Under 12 Years	Test Reading	\$7.00	No	

[ADD ENTRY](#) [BACK TO DASHBOARD](#)

## PAYMENT

Once you have finished entering all your Competitors and their Classes go to dashboard and you can pay online or manually via internet banking.

You have unpaid fees.

Enter your credit card details below to make a payment, or make a payment to this account: 03-1552-0094425-000

The Speech and Drama Competition costs more than \$25,000 to run. We rely on grants to fund the majority of the costs. Due to Covid it is likely we will not receive as much in grants as previous years. Would you like to donate an amount to help us and ensure we can continue running the Competition each year? All donations over \$5 are tax deductible and a receipt will be emailed to you.

Total to pay:

**\$29.00**

(this includes \$8.00 in general entry fees)

Would you like to make an optional donation (minimum \$5)?

\$

Card number

MM / YY CVC

**MAKE PAYMENT**